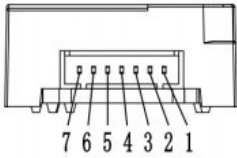



### MH-Z19C




- 1) HD - zum Taster
- 3) GND - schwarz
- 4) + Vin - rot
- 5) RX - blau - GPIO 16
- 6) TX - grün - GPIO 17
- 7) PWM - gelb - GPIO 14

### BMP 280



- SDD
- CSB
- SDA - gelb - GPIO 21
- SCL - grün - GPIO 22
- GND - schwarz
- VCC - rot

### OLED-Display




- GND - schwarz
- VCC - rot
- SCL - grün - GPIO 22
- SDA - gelb - GPIO 21

### LED RING WS2812B



- GND - schwarz
- VCC - rot
- IN - grün - Gpio 4

### Taster zum Kalibrieren



- 1) zu MH-Z19 - 1-HD
- 2) zu GND

### ESP-32\_Dev\_Kit Wroom

